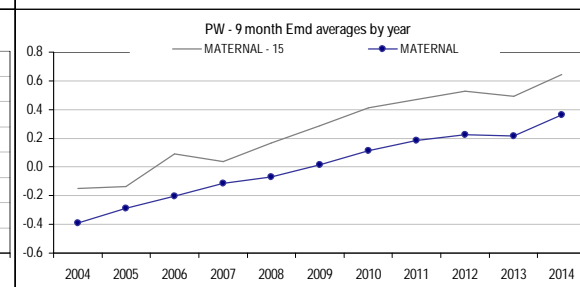
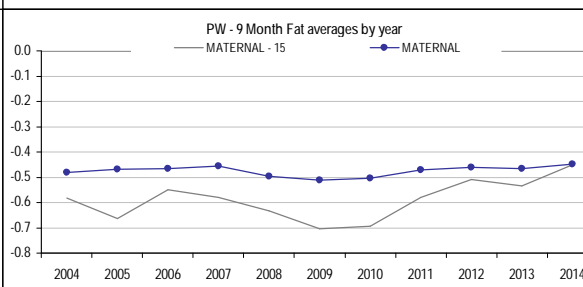
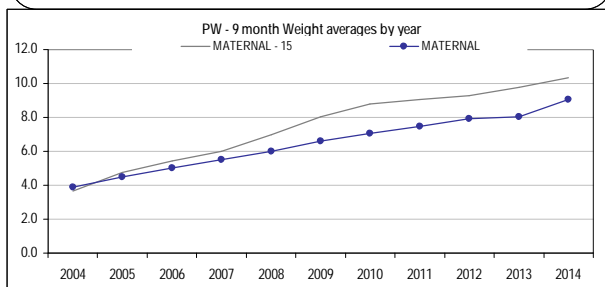
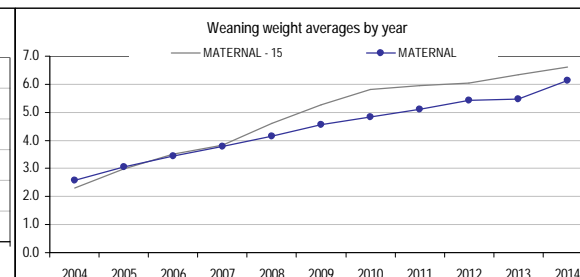
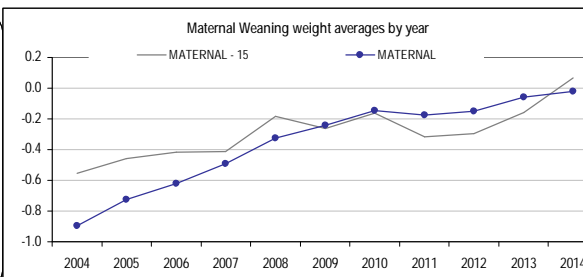
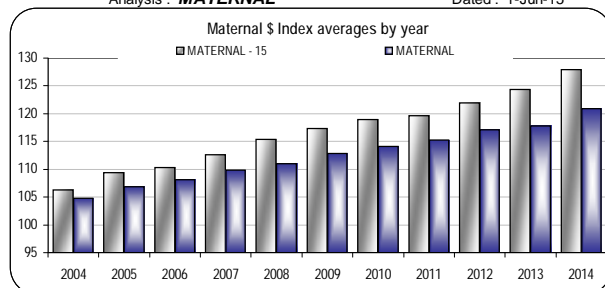


Analysis : **MATERNAL** Dated : 1-Jun-15



MATERNAL - 15										
	WWT	PWWT	PFAT	PEMD	YGFW%	YFD	NLW%	YNLW%	PFEC	Maternal \$
2005	3.0	4.8	-0.6	-0.1	9.1	1.07	2.8	0.7	-3.1	109.4
2006	3.5	5.4	-0.7	-0.1	7.2	1.01	2.0	-0.3	1.4	110.4
2007	3.8	6.0	-0.5	0.1	8.8	1.10	3.6	1.0	-0.1	112.7
2008	4.6	7.0	-0.6	0.0	7.3	1.14	3.9	2.0	-1.7	115.3
2009	5.3	8.0	-0.6	0.2	6.3	1.07	3.9	2.1	-4.2	117.4
2010	5.8	8.8	-0.7	0.3	4.8	1.11	3.6	2.3	-6.6	119.0
2011	6.0	9.0	-0.7	0.4	6.5	1.20	4.1	3.8	-6.3	119.7
2012	6.0	9.3	-0.6	0.5	6.0	1.24	6.3	6.6	-10.7	122.0
2013	6.3	9.8	-0.5	0.5	7.9	1.41	8.0	7.9	-9.8	124.4
2014	6.6	10.3	-0.5	0.5	7.4	1.47	10.3	10.4	-16.5	127.9

MATERNAL										
	WWT	PWWT	PFAT	PEMD	YGFW%	YFD	NLW%	YNLW%	PFEC	Maternal \$
2005	3.0	4.5	-0.5	-0.3	13.6	0.58	0.9	0.6	2.8	106.9
2006	3.4	5.0	-0.5	-0.2	13.0	0.64	1.0	0.6	13.3	108.1
2007	3.8	5.5	-0.5	-0.1	12.6	0.59	1.3	1.2	0.7	109.9
2008	4.1	6.0	-0.5	-0.1	11.6	0.56	1.4	1.4	7.8	111.1
2009	4.6	6.6	-0.5	0.0	11.4	0.57	1.7	1.8	-3.0	112.8
2010	4.8	7.0	-0.5	0.1	10.2	0.60	1.8	2.1	-7.1	114.1
2011	5.1	7.5	-0.5	0.2	10.1	0.63	2.3	2.7	-5.4	115.3
2012	5.4	7.9	-0.5	0.2	10.8	0.77	3.3	3.8	-8.2	117.1
2013	5.5	8.1	-0.5	0.2	10.9	0.78	3.8	4.1	-8.6	117.8
2014	6.1	9.1	-0.4	0.4	11.5	0.90	5.0	5.4	-13.0	121.0

